



VAS 5581

Firmware Updater
Software for Updating the
VAS 5581 Firmware



Operating instructions
Software



akkuteam
Energietechnik GmbH

Theodor-Heuss-Straße 4
D-37412 Herzberg am Harz

Telephone +49 5521 9981-0
Fax +49 5521 9981-11
vas-service@akkuteam.de
www.akkuteam.de



General information

Firmware principle The firmware is the operating system of the Diagnosis Box. In order to meet the constant further development of vehicles and their associated HV battery systems, it is possible to keep the Diagnosis Box fully up-to-date by upgrading the firmware.

The necessary upgrading programs are available on the internet at www.akkuteam.de.

System requirement Minimum system requirements for upgrading the firmware:

- PC with Windows 7 / 8 operating system and USB-connection
- internet connection
- USB-cable with Type A - Type A plug

Procedure The first-time upgrading of the firmware ensues in several steps:

1. Download the "VAS 5581 Firmware Updater" software at: www.akkuteam.de (the „VAS 5581 Firmware Updater“ program is the software necessary to update the firmware on the PC)
2. Install the "VAS 5581 Firmware Updater" software on the PC
3. Upgrade the Diagnosis Box firmware

Important! The installation and updating events described in these instructions are based on the Windows 8 operating system. If the Windows 7 operating system is used, the dialogues on your screen may differ slightly to the dialogues shown in these instructions.

Downloading and installing "VAS 5581 Firmware Updater"

**Downloading
„VAS 5581 Firm-
ware Updater“**



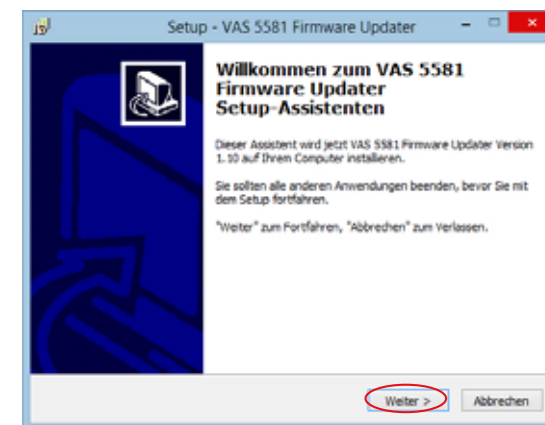
NOTE! It is strongly recommended that you end all applications before running a set-up program.

Important! The Diagnosis Box may not be connected either before or during the installation of the „VAS 5581 Firmware Updater“ software.

Confirm the downloading of the file with „Save“.
- with this variant you select the storage location desired for the file.
Then select the saved file and run the set-up program.

**Installing
"VAS 5581 Firm-
ware Updater"
software**

1. Start the installation by double-clicking on the "vas5581_update_1_11_setup.exe" file.
2. Then select your preferred language.
3. Follow the instructions of the Installation Wizard.



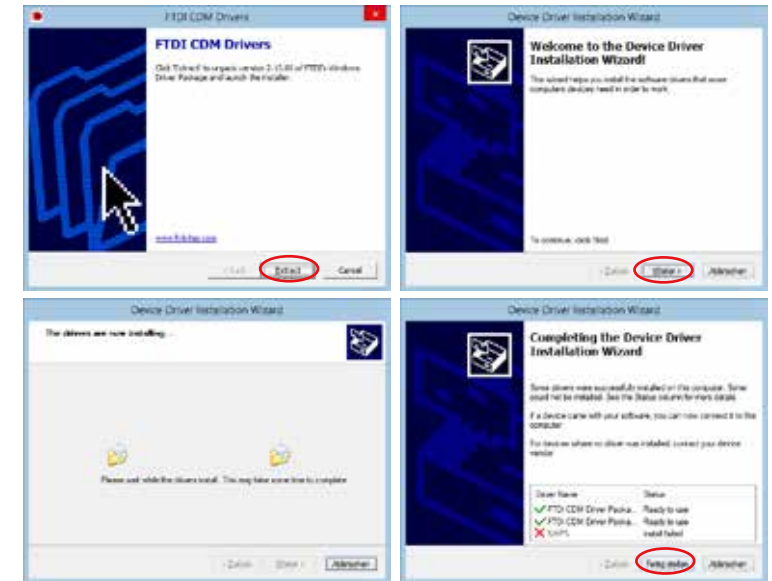


Select installation location or accept suggestion.



Installing driver

Following the successful installation, the link to the “VAS 5581 Firmware Updater” is to be found both on the desktop and in the start menu. On completion of the installation of the “VAS 5581 Firmware Updater”, the software will ask you if it can automatically install the driver required. Follow the further instructions of the installation program.



The Firmware Updater will then automatically open.



Running the VAS 5581 Firmware Update

Preparation

When starting your Firmware Updater, please ensure that all other programs are closed and that the VAS 5581 is not yet connected to the PC. **Please remove the diagnosis radio head and the connection line to the vehicle.**

In the case that your network driver requires proxy settings, these can be made under "Proxy settings".

If you do not have this access data available, please contact your administrator.



Connecting to the PC Diagnosis Box

Connect your VAS 5581 to the power supply and – via a USB-cable – to your computer.

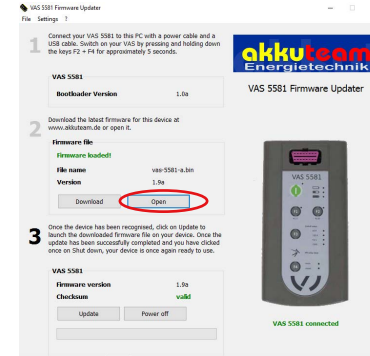
Switch on the VAS while simultaneously pressing the F2 + F4 keys, keeping them pressed down for at least 5 secs or until a connection is displayed.



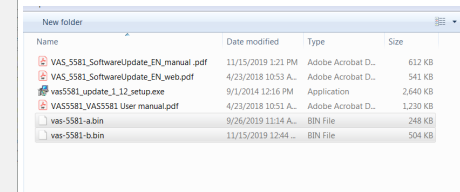
Downloading firmware file

Updating firmware

To update the firmware manually, click on "Open" then navigate to the .bin file (which you extracted from the zip folder). Select either .bin a or b depending on bootloader version suffix.



After a short time, the firmware will display successful execution.



Once you have loaded the most recent firmware, click on "Update" in item 3 to store the loaded firmware file on the device.



On successful completion of the update and clicking on "Switch off", the device is ready for use again.



akkuteam

Energietechnik GmbH

Theodor-Heuss-Straße 4
D-37412 Herzberg am Harz

Telephone +49 5521 9981-0
Fax +49 5521 9981-11
vas-service@akkuteam.de
www.akkuteam.de