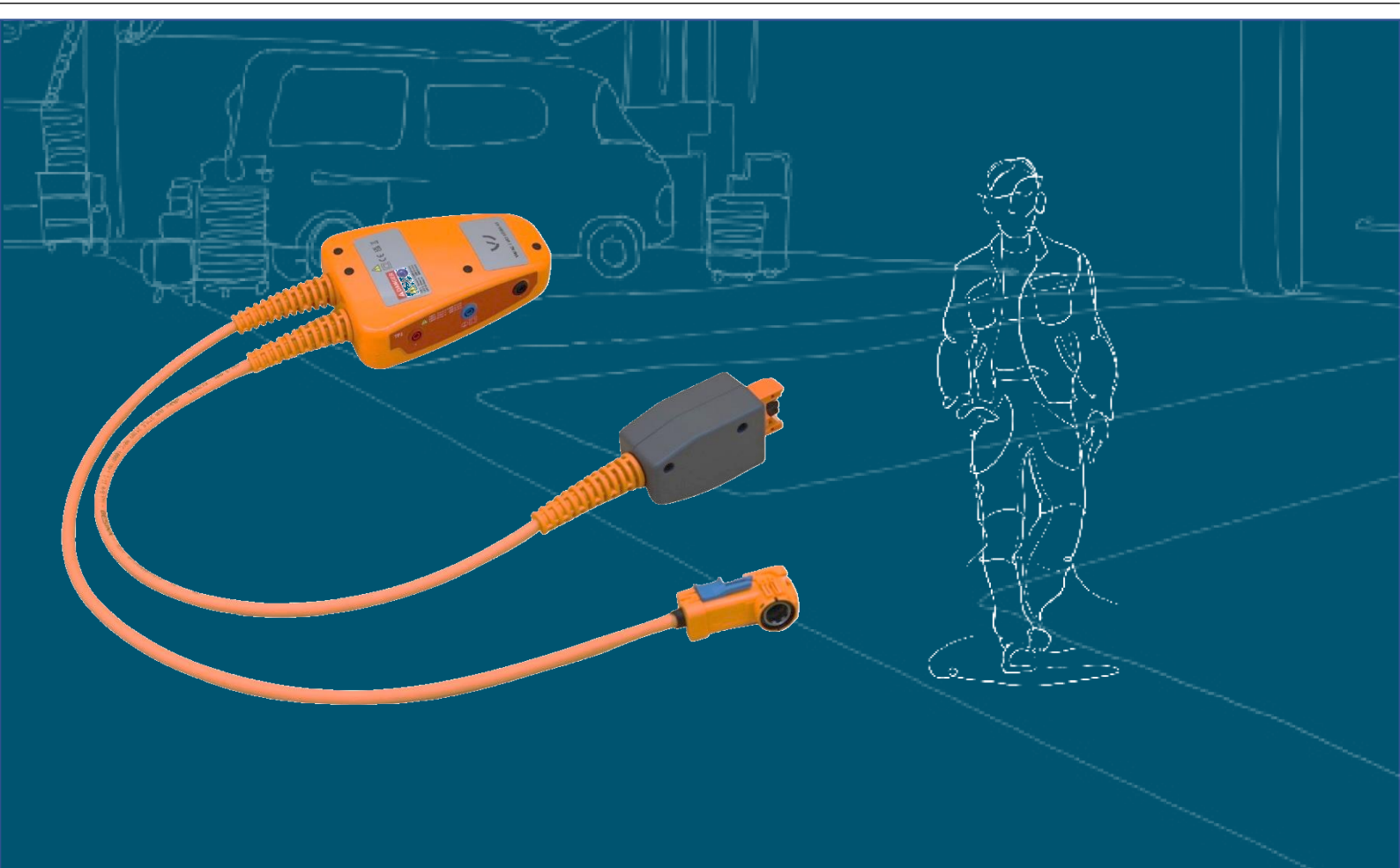


VOLKSWAGEN

AKTIENGESELLSCHAFT



Operation manual

High-voltage test adapter VAS 6558A/45



Revision	Date	Reason
V00	07.05.2023	First edition

Legal notice

Manufacturer Akkuteam Energietechnik GmbH
Theodor-Heuss-Strasse 4
37412 Herzberg am Harz
Telephone: +49 (0) 5521 9981-0
Fax: +49 (0) 5521 9981-11
info@akkuteam.de
www.akkuteam.de

Duplication Duplication or reprinting, even in part, always requires the written approval of the manufacturer.

Copyright ORIGINAL INSTRUCTIONS
All rights reserved.
All texts, images and graphics are subject to copyright and other intellectual property protection laws.
Copyright 2023 Akkuteam Energietechnik GmbH.

Image sources Warning signs, prohibition, mandatory and standard symbols come from public sources such as the generally accessible areas of the Internet. CAD product images and product photos are from the manufacturer. Photographic material showing the product in use is accompanied by a reference to the source.

Contents

LEGAL NOTICE	2
CONTENTS	3
INTRODUCTION	4
Preliminary remarks	4
Validity of the Declaration of Conformity	4
Manufacturer information	4
SECURITY	5
Warning levels	5
Important safety instructions	6
Intended Use	7
Requirements of the target group	7
Obligations of the operator	7
PRODUCT DESCRIPTION	8
Scope of delivery	8
Design	8
Symbols and connectors	9
Circuit diagram	10
Technical specifications	11
SERVICE	12
Installation	13
Measurement	13
Loosen the plug connections	14
Cleaning	15
Storage and transportation	15
Disposal	15
Maintenance	15
HELP	16
Warranty	16
Customer service	16

Preliminary remarks

Read this user manual carefully before using the product.

The product comes with a USB stick on which the operating instructions are stored in different national languages. The currently valid version and other national languages can be found on our website.

The user manual is an integral part of the product and must be kept with the product. In the event of sale or transfer, the operating instructions must be handed over to the new operator.

In addition to these operating instructions, all relevant regulations for diagnosis or troubleshooting on intrinsically safe high-voltage systems in road vehicles are binding. These include, among other things, the instructions for the respective diagnostic systems of the vehicle manufacturer as well as operational safety specifications and the state of the art in dealing with high-voltage systems.

Validity of the Declaration of Conformity

The issued declaration of conformity applies to the product described in the operating instructions. In the event of changes, conversions or extensions, the declaration of conformity and the risk assessment lose their validity.

Manufacturer information

Akkuteam Energietechnik GmbH

akkuteam is a specialist provider of battery and backup power technology. We ensure grid-independent electrical energy supply in mobile and stationary areas.

We are an owner-managed, medium-sized family company. Our GmbH can now look back on 25 years of company history, which has always been characterized by strong growth. With currently more than 70 employees, we work at 2 locations in southern Lower Saxony and from there we offer a nationwide service, for the automotive sector even a worldwide service.

Our core competencies are formed from project planning, sales and maintenance of stationary and mobile battery systems as well as energy storage devices, static uninterruptible power supply systems, safety light systems and power generators. With our products, we serve an electrical power range from a few watts to several megawatts. We round off our product portfolio with a qualified range of services. With around 25 technical employees and fitters, we handle all assembly, maintenance and repair work required for our product areas.

This safety chapter informs you about the following:

- Warning levels contained in this manual,
- Important safety information about the product,
- Intended use of the product,
- Target group requirements.

These operating instructions are only valid for the following product:

Item number: 22104133

Designation: High-voltage test adapter VAS 6558A/45

Warning levels

This chapter informs you about the warning levels that you will find in this manual.

DANGER

Disregarding the safety instructions **WILL** result in death or serious injury!

WARNING

Disregarding the safety instructions **CAN** result in death or severe physical injury!

CAUTION

Disregarding the safety instructions **MAY** result in minor physical injury!

Important safety instructions

This chapter informs you about the safety instructions that must be observed when handling the product.



DANGER

Danger to life from electrical voltage!

The electrical voltage in other systems is life-threatening and will lead to death from electric shock!

- Do not use the product for measurements on mains circuits!
- Never try to power other devices through the product!



WARNING

Danger to life from electrical voltage!

The electrical voltage in high-voltage systems is life-threatening and can lead to death from electric shock!

Liquids, condensates and high humidity can cause short circuits!

- Prevent the product from coming into contact with liquids!
- Only use the product in closed and dry rooms!



WARNING

Danger to life from electrical voltage!

The electrical voltage in the product is dangerous and can lead to serious injury and death from electric shock!

Defective and damaged products cannot reliably guarantee protection against electrical voltage!

- Prevent the product from coming into contact with chemicals!
- Exchange a defective or damaged product immediately!
- Never attempt to repair or manipulate the product!

Intended Use

Only use the product in accordance with these operating instructions, otherwise the protection provided in the product against electrical hazards can no longer be guaranteed.

The product is used to adapt the high-voltage measuring module VAS 6558/VAS 6558A to the vehicle connector specified by the vehicle manufacturer in the guided troubleshooting.

The product may be used to check the absence of voltage!

The product is suitable for the following measurements:

- Insulation resistance measurement
- Continuity measurement

Vehicle manufacturers within the meaning of these operating instructions are exclusively vehicle manufacturers of the Volkswagen Group.

Any use beyond this is prohibited.

Requirements of the target group

Work on the product may only be carried out by qualified specialist personnel!

Qualified personnel within the meaning of these operating instructions fulfils all the requirements applicable in the country of use for work on high-voltage systems, in accordance with:

- Regulations valid in the country of use,
- Qualification according to DGUV 200-005 at least level 2 or equivalent,
- Vehicle manufacturer and operational specifications.

When using the product, the personal protective equipment prescribed by the vehicle manufacturer for working on high-voltage systems must be worn at all times.

Obligations of the operator

The operator must ensure that personnel working on the measuring adapter meet the requirements of the target group.

The operator is also responsible for compliance with the following points:

- The measuring adapter is always in perfect and defect-free condition.
- The regular test intervals of the measuring adapter are observed and recorded.

Scope of delivery


Immediately check the condition and completeness of the scope of delivery. In the event of defects, contact the manufacturer immediately.



- (1) High-voltage test adapter
- (2) USB stick with user manuals

Design










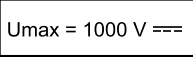


Structure of the product:



- (1) Connector plug
- (2) Connection socket
- (3) Test sockets (see wiring diagram)

Symbols and connectors







The following symbols are shown on the product:

Symbol	Meaning
	Warning signs in general
	Electrical hazard! Read the user manual!
	The serial number, along with the manufacturer part number, is used to identify the product.
	The manufacturer part number, along with the serial number, is used to identify the product.
	The product corresponds to protection class II and therefore has reinforced or double insulation between active and touchable parts in accordance with VDE 0100, part 410/412.1.
	The disposal notice prohibits the disposal of the product with household waste. Always dispose of the product in accordance with all current local disposal regulations.
	The CE mark certifies that the product complies with all applicable European regulations and has been subjected to the prescribed conformity assessment procedure.
	The seal of approval marks the product as approved for use in the vehicle manufacturer's workshops and production facilities.
	The c-us mark identifies the product as a safe product that has been tested and certified by an NRTL in accordance with applicable standards.
	Marking that the product is intended for measurements up to a maximum of 1000 V according to IEC 61010-31.
	Line identification as assignment to the connection area TP1.
	
	Circuit diagram scheme (see circuit diagram)

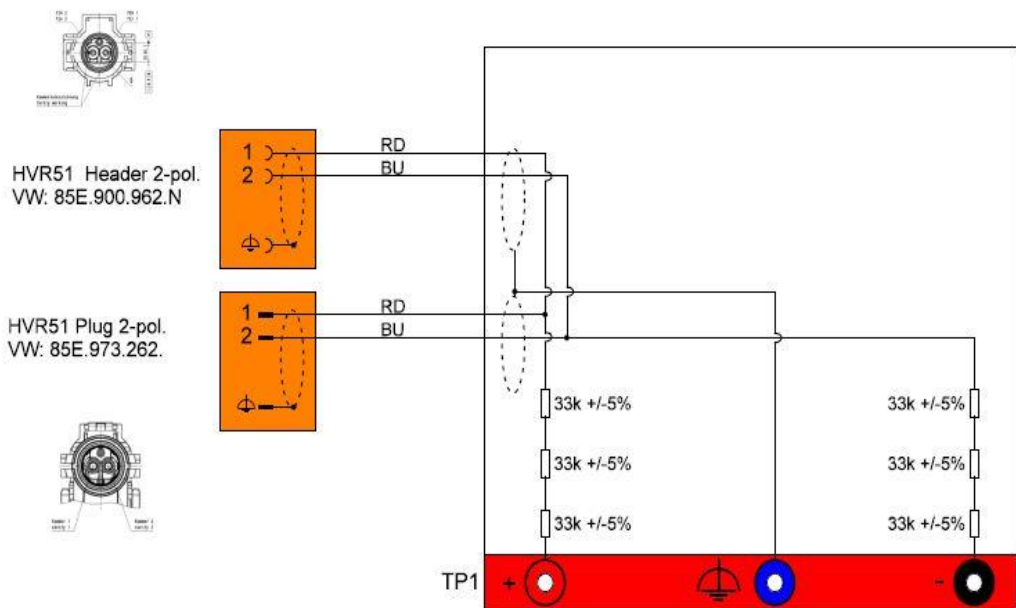
The product has the following connection areas:

- TP1

Each connection area has the following test sockets:

Connection	function
 	Ground socket
 	Plus socket
 	Minus socket

Circuit diagram



Technical specifications

Design data	Values
Manufacturer number	22104133
Maximum rated voltage	1000 V/DC
Maximum rated current	1 mA
Protection class	II / double insulated
Weight	~ 950 g
Dimension L/H/W	~ 600 mm/400 mm/400 mm
Cable length	850 mm

Environmental conditions	Operation	Storage	Transport
Temperature	5°C to 40°C	-20°C to 60°C	-20°C to 60°C
Height above sea level	max. 2000 m	No restriction	
Humidity	max. 80% to 31°C, decreasing linearly to 50% at 40°C	max. 85 %	
	No condensation allowed. Maximum allowable relative humidity 60% if corrosive gas/air is present.		

This chapter informs you about the following activities:

- Installation,
- Loosening the connector,
- Cleaning,
- Storage and transportation,
- Disposal,
- Maintenance.



DANGER

Danger to life from electrical voltage!

The electrical voltage in high-voltage systems is life-threatening and will lead to death from electric shock!

- Only use the product on certified voltage-free switched high-voltage systems and components!



WARNING

Danger to life from electrical voltage!

The electrical voltage in high-voltage systems is life-threatening and can lead to death from electric shock!

- Only use the product for the area of application intended by the vehicle manufacturer!



CAUTION

Risk of damage!

Plug connections snap into place when connected.

- Unlock the plug connections before you loosen them! (see chapter “ Disconnecting the plug connections ”)

Installation

Measurement

1. Observe the safety instructions.



2. Connect the connection socket to the disconnected plug of the connection to be tested.
 3. Lock the connection.
 4. Connect the high-voltage measuring module to the high-voltage test adapter according to the troubleshooting guide. Use the test sockets in the red connection area.
- ✓ You can now carry out the measurements according to the guided troubleshooting.

Loosen the plug connections



WARNUNG


Danger of explosion!

Components of the product can cause sparks and arcing.

- Never disconnect the plug connections of the high-voltage lines under load!
- Do not use the product in potentially explosive areas!
- Make sure that the product is at least 50 cm above the ground when in operation!

The plug connections have an automatic locking mechanism. To release the respective plug connection:

1. Make sure the slider (blue) is pulled out.
2. Insert a flathead screwdriver into the slot to loosen the latch.
3. Pull the connector apart completely.



- ✓ The plug connection is released.

Cleaning



DANGER

Danger to life from electrical voltage!

The electrical voltage in high-voltage systems is life-threatening and will lead to death from electric shock!

- Disconnect the product from all power sources before cleaning the product!

Observe the safety instructions!

The product may only be cleaned with a dry cloth.

Storage and transportation

When the product is not in use, store it in a dry and dust-free place.

Disposal

Observe the safety instructions!

Always dispose of the product in accordance with all current local disposal regulations.

Maintenance

Observe the safety instructions!

The national and local requirements for regular testing must be observed!

Check the function of the product at intervals of no more than 24 months.

Contact the manufacturer for a professional functional test.

Warranty

The company Akkuteam Energietechnik GmbH grants a warranty period of 24 months from the date of purchase. The warranty relates to clearly verifiable defective functional material and processing errors.

For more information on warranty conditions, see the terms and conditions on the manufacturer's website.

Customer service

If you have any questions about the product, always include the serial number. You can find this number on the product.

Akkuteam Energietechnik GmbH

Theodor-Heuss-Strasse 4

37412 Herzberg am Harz

Telephone: +49 (0) 5521 9981-0

Fax: +49 (0) 5521 9981-11

service@akkuteam.de

www.akkuteam.de

Volkswagen Aktiengesellschaft
K-AVO-LW
Group After Sales – Group Service
Literature and Systems
Repair Shop Equipment
PO box 011/4915
38442 Wolfsburg, Germany

For internal use only
Subject to technical changes
Edition 05/2023