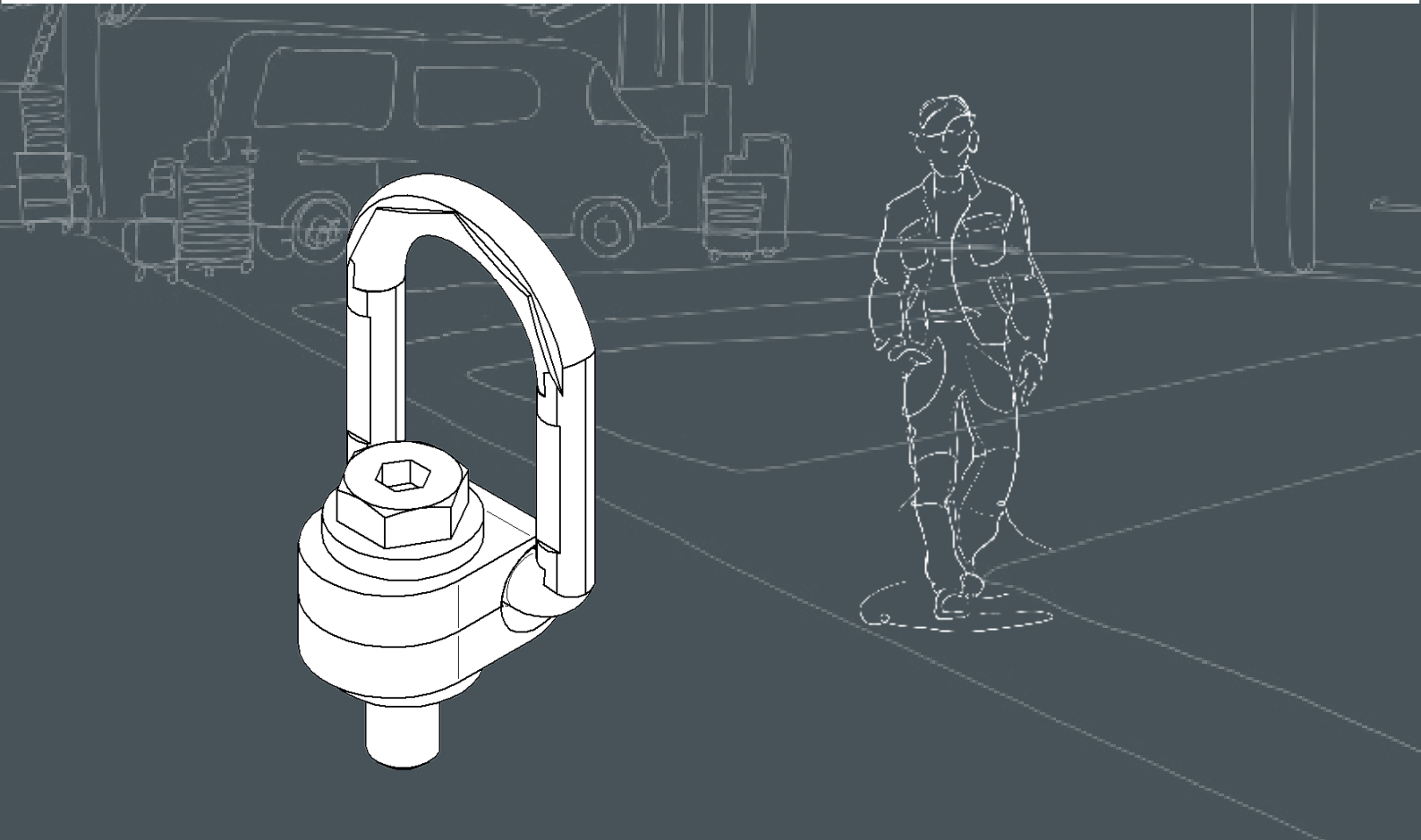


VOLKSWAGEN

AKTIENGESELLSCHAFT



Operating Manual

VAS 691 017 Swivel Lifting Hook





Contents

	Chapter
Definition of terms and basis	1
Definition of terms	
Basis	
Safety information	2
Warnings and symbols	
Operating company duty of care	
Proper use	
Foreseeable misuse	
User qualifications	
Fundamental safety measures	
Transportation and storage	3
Foreseeable misuse	
Operation	4
Commissioning	
Description	
Application and limits	
Operation	
Maintenance and cleaning	
Inspection	5
Maintaining proof of inspections	
Inspection criteria	
Template for proof of inspection	
EC declaration of conformity	6

VAS 691 017 Swivel Lifting Hook

Read this operating manual attentively before using the fixture for the first time. It provides you with important information about safety, use and maintenance. This protects you and prevents damage. Retain the operating manual and pass it on to subsequent owners if applicable.

(The original operating manual is in German.)



perfect products – best service

Maschinenbau
Kfz-Spezialwerkzeuge
Entwicklung & Fertigung

Werner Weitner GmbH
Sollnau 14
85072 Eichstätt
Germany

info@werner-weitner.com

Perfection is our passion

This is guaranteed by our competent and dedicated team on the one hand and, on the other other, by highly modern design systems such as CATIA V5, Solid Edge, and Siemens NX. These systems provide a linear development process from CAD/CAM directly to 3D printing and the CNC processing centers.

Our know-how ensures accurate results. We develop, design, and attend to your product from the design concept to series production readiness.

Definition of terms

Skilled worker:

A user who, on the basis of training, has specialized knowledge of the handling of sling gear and load handling devices as well as training certificates for specialized tasks.

Qualified person:

A person who, based on technical training and experience, has sufficient knowledge to evaluate the various sling gear and load handling devices, and is sufficiently familiar with the applicable state occupational health and safety regulations, Employer's Liability Insurance Association regulations and the generally accepted state of the art (for example DGUV rules, DIN-EN standards, DIN standards, ISO standards) to evaluate the occupational health and safety state of sling gear and load handling devices.

Basis

Machinery Directive 2006/42/EC

DIN EN 1677-1

Single components for sling gear – safety

DIN EN ISO 12100

Safety of Machinery

General principles for design – Risk assessment and risk reduction

DIN 15003

Lifting appliances; load suspending devices, loads and forces; definitions

DIN EN 82079-1

Preparation of instructions for use

DGUV 100-500

Operation of work equipment

Warnings and symbols

Hazards and information are classified and represented as follows in this operating manual:

DANGER		Designates a hazard with a high risk level that can lead to death or serious injury if it is not avoided.
WARNING		Designates a hazard with a moderate risk level that can lead to death or serious injury if it is not avoided.
CAUTION		Designates a hazard with a low risk level that can lead to minor or moderate injury or damage to the product or in its environment if it is not avoided.
NOTE		Designates user tips and other useful information.

Operating company duty of care

The fixture was designed and built under consideration of a risk assessment and after careful selection of the applicable standards as well as additional technical specifications. It therefore corresponds to the state of the art and ensures the highest level of safety.

However, this level of safety can only be reached in operational practice if all required measures are implemented. Planning these measures and verifying their execution is part of the duty of care of the operating company for the specialized tool.

The operating company has to supplement this operating manual with instructions, including supervision and reporting obligations, to take into account operational particularities, for example regarding the organisation of work, operational procedures and the personnel that is deployed.

In particular, the operating company has to ensure that:

- The fixture is only used as intended.
- The fixture is only used in proper, functioning condition and, in particular, the functionality of the safety devices is checked regularly.
- The required protective equipment for the operating, maintenance and repair personnel is on hand and used.
- The operating manual, complete and in legible condition, is always available at the location where the fixture is used.
- The load handling device is only operated, maintained and repaired by qualified and authorized personnel.
- this personnel is instructed regularly in all relevant aspects of occupational health and safety and environmental protection, and is familiar with the operating manual and in particular the safety instructions it contains.
- All safety notices and warnings on the fixture remain in legible condition and are not removed.

DANGER

Making structural changes to the fixture is prohibited.

Proper use

- The fixture is intended for lifting certain loads.
- Complying with the manufacturer's instructions for operation, maintenance and upkeep as well as repair guidelines is mandatory for proper use.
- Exceeding the specified limit values is not permitted.
- In case of damage, the fixture may only be used again after it has been repaired by a qualified person. Only original replacement parts may be used.
- Failing to comply with these provisions voids all warranty claims.
- The manufacturer assumes no liability in case of unauthorized conversion of the components.
- The allowable ambient temperature for storage and operation is -20°C to +80°C.
- Using the fixture in potentially explosive atmospheres is not permitted.

NOTE

Safe operation is not assured if the fixture is not used as intended. All cases of personal injury and damage to property caused by improper use are the sole responsibility of the operating company.

Foreseeable misuse

The following applications are not permitted:

- Breaking free of loads.
- Dragging loads along the floor.
- Use in potentially explosive environments, unless the fixture has been modified for this purpose and identified with corresponding notices.
- Transporting persons and/or animals.
- Use while persons are present underneath a suspended load.

User qualifications

For safety reasons, only trained or instructed skilled workers are permitted to work with this fixture. The responsibilities of personnel have to be clearly established. If apprentices are used, then this may only take place with the constant supervision of an experienced, skilled worker. The

operating company is liable for all cases of personal injury or damage to property if this provision is not followed. The operating company is obligated to clearly and unmistakably establish the responsibilities of personnel for operation, inspection and maintenance.

DANGER

The following must be observed to avoid severe injuries while working with the fixture:

- Use personal protective equipment
- Tie back long hair
- No wearing of loose clothing or jewelry
- Persons are not permitted to be present underneath the load under any circumstances

Fundamental safety measures

- Observe the user information (documentation).
- Observing the warning information on the device and in the user manual.
- Observe the safety distances.
- Ensure adequate lighting and good visibility.
- Use the fixture as intended.
- Never exceed the specified load bearing capacity of the fixture.
- Transporting persons is not permitted under any circumstances. The fixture is intended solely for moving the loads specified in the repair guideline.
- Observe the national accident prevention regulations (UVV).
- Observing the DGUV rule 100-500 for positive and force-fit slinging of loads.
- Observing the respective national regulations for use outside of Germany.
- After the fixture has not been used for a longer period of time, conduct a visual inspection of all components that are essential for proper functioning. Replace damaged components with original replacement parts.
- Do not use the fixture if it is defective.
- Stop the operation immediately and eliminate the defect.
- Report damage and defects to the responsible person immediately.
- Warn persons in the immediate vicinity about work with the fixture.
- Stop lowering the load when the load hits the ground or is prevented from lowering further.
- Be sure to prevent impacts of the load or hook.

DANGER

The following is not permitted:

- Exceeding the rated load.
- Manipulation of the devices in any form.
- Continuing to use stretched or damaged chains. These must be replaced immediately with new original parts.

Foreseeable misuse

CAUTION

Transportation may only be carried out by qualified personnel. No liability is assumed for damage due to improper transportation and/or storage.

- The fixture is inspected and properly packaged prior to delivery.
- When the fixture is received, the packaging has to be inspected for damage.
- Only suitable means of transport may be used for the transportation of the fixture.
- In no case may the fixture be tipped or tossed.
- The fixture must be stored in a clean, dry place.
- The fixture must be protected against dirt, moisture and corrosion.
- The fixture should be inspected for integrity prior to storage.

4 | Operation

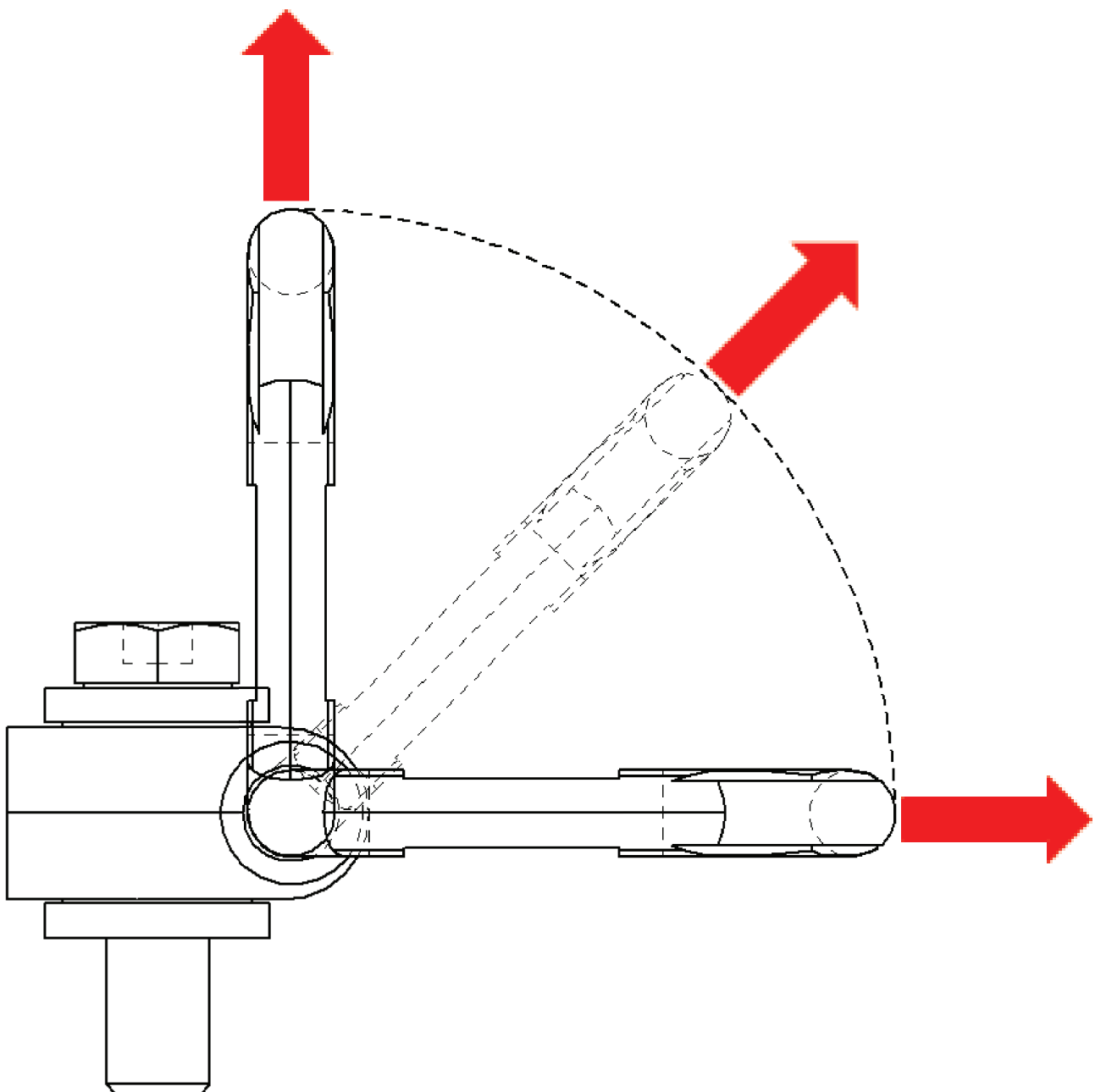
The **VAS 691 017 swivel lifting hook** is a device for lifting defined passenger vehicle components.

The **maximum allowable load bearing capacity is 1000 kg.**

Application is permitted only in the configurations defined in the repair guide.

NOTE

Applications and pulling directions other than those shown are improper and therefore prohibited!



Commissioning

Read this operating manual before putting the fixture into use for the first time.

Observe the applicable national accident insurance provisions, regulations and the information in this manual.

Verify the following prior to initial use:

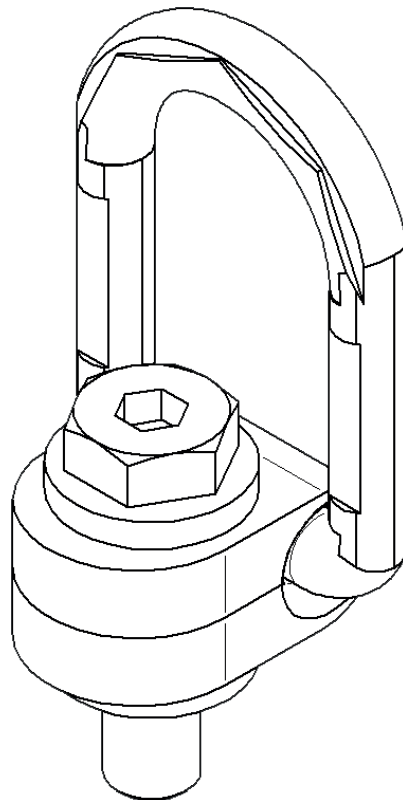
- That inspection and test certificates are on hand (acceptance record, declaration of conformity etc.)
- That the identification and information on the fixture corresponds to the information on the inspection and test certificates.
- That all details of the fixture were transferred to an inspection log.

Ensure that all packaging materials, tools, implements etc. have been removed from the fixture. All safety devices must be installed and functioning. Use the personal protective equipment

Check the following points:

- Visual inspection
- No other persons in the danger area

Description



Item	Name	Standard/comments	Qty.
1	Swivel lifting hook	WLL 1t – M12x1.5 Tightening torque 45 Nm	1

Manufacturer ID “WK”

Conformity mark “CE”

Bearing load WLL (in t)

Lot code “XYZ”

Stamp of the Employer’s Liability Insurance Association “H96”

Application and limits

Attaching to the load

To ensure safe handling, the attachment to the load must be carried out diligently and in compliance with the maximum limit values.

The tightening torque is 45 Nm.

The thread always has to be fully screwed in.

Operation

Preparation and inspection

The components must be inspected for apparent damage and correct fit before handling the load.

Weight of the load

The specified load bearing capacity of the fixture may not be exceeded by the mass of the suspended load at rest.

Maintenance and cleaning

Regular maintenance considerably increases the service life of the fixture. The fixture has to be cleaned if it gets dirty. All components must be cleaned so they are free of oil, dirt and corrosion. Any cleaning method that does not attack the base

material is permitted. Methods that can cause hydrogen embrittlement, overheating, material removal or material deformation, or may conceal cracks or other surface defects, have to be avoided.

The operating company has to ensure that load handling devices are inspected by a qualified person at least once a year.

Depending on the conditions under which the load handling device is used, inspections may be necessary at intervals shorter than one year. This applies for example in case of very frequent use, increased wear, corrosion, exposure to heat or when increased susceptibility to failure can be expected. Lifting accessories should be inspected for the absence of cracks every

3 years by qualified personnel using appropriate inspection equipment. Records of such inspections must be retained. If the user has doubts about the safe condition of the slinging gear, then the slinging gear should be taken out of operation and inspected by authorized persons.

Maintaining proof of inspections

The operating company has to ensure that proof of the inspections of load handling devices is maintained.

Such proof has to include the following:

- Date and scope of the inspection with information about any partial inspections that are still pending.
- Result of the inspection including any defects that were found.
- Assessment in case of concerns regarding continued use.
- Information about required follow-up inspections.
- Name and if applicable address of the inspector.

The Employer's Liability Insurance Association may demand that proof of inspections be maintained for other inspections on a case-by-case basis.

Proof of inspections must be submitted to the supervisor on request. Therefore, they must be stored so they are readily accessible at all times.

The recurring inspections encompass a visual inspection and functional tests. They essentially extend to the integrity, suitability and effectiveness of the safety devices as well as the condition of the device in regards to damage, wear, corrosion, or other changes. Disassembly may be required for the assessment of wear parts.

Inspection criteria

If the following defects or disruptions occur, the device must be taken out of use for maintenance, repair, or entirely:

- Identification of the load bearing capacity or proof of identity are illegible
- Permanent deformation of the components
- Wear
- Incomplete fixture
- Damaged components: Cracks, notches, grooves
- Surface damage: Corrosion, discoloration due to heat

6 | EC Declaration of Conformity

according to the EC Machinery Directive 2006/42/EC, Annex IIA

We hereby declare that the device designated below, based on its concept and design and in the version brought to market by us, meets the fundamental safety and health requirements of the EC Machinery Directive. If this device is a part that is installed in other machines or similar, we hereby point out that our device may only be put into operation after ensuring that this higher-level machine also meets the requirements of the aforementioned directive. Changes to the machine or device which have not been coordinated with us invalidate this declaration.

Machine designation:	Swivel lifting hook	
Machine type:	VAS 691 017	
Intended use:	According to the Volkswagen Group's current repair guide	
Applicable EC directives:	EC Machinery Directive (2006/42/EC)	
Applied harmonized standards:	DIN EN ISO 12100; DIN EN 1677-1	
Applied national standards:	DGUV 100-500 Section 2.8	
Authorized documentation representative:	Wolfgang Wiesent, Sollnau 14, 85072 Eichstätt, Germany	
Date/manufacturer signature:	25 August 2022	
Information about the undersigned:		Head of Development
Formal requirements: - Completion in block letters or by machine - Official language for the country of the user - Legally binding signature(s)		- Original for project folder - Copy for the customer

Volkswagen Aktiengesellschaft
K-GVO-LW
Konzern After Sales – Group Service,
Literatur und Systeme
Werkstattausrüstung
Brieffach 011/4915
38442 Wolfsburg, Germany

Werner Weitner GmbH
Sollnau 14
85072 Eichstätt

For internal use only
Technical changes reserved
Last update: 08/22